

# Blood Types Flash Cards

by Liz LaRosa

[www.middleschoolscience.com](http://www.middleschoolscience.com) 2015

## Set up

- 1) Print out cards using a color printer, laminate, and cut apart.
- 2) Store in zip-top bags
- 3) One complete set per person
- 4) Or 2 complete sets for groups of 4 to share and take turns

## How to use flashcards: Donors

- 1) 1 set per player
- 2) Shuffle cards
- 3) Place one card face up on table
- 4) Can one donate blood to the other? Put card to the side
- 5) Continue through deck
- 6) Shuffle and repeat

## How to use flashcards: Punnett Squares

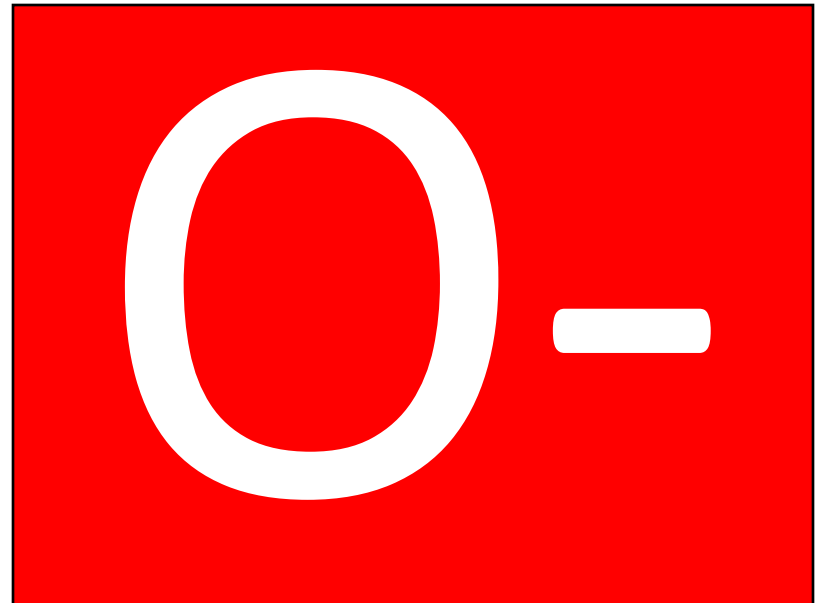


- 1) Make 1 set of cards per player (2 players)
- 2) Shuffle cards
- 3) Players place one card face up on table
- 4) Create a Punnett Square (in your notes) for the 2 blood types picked
- 5) Check answers
- 6) Continue through deck
- 7) Shuffle and repeat

<http://www.cbco.org/whats-in-a-type/>

If Your Blood Type is...

You Can Receive...

	O-	O+	B-	B+	A-	A+	AB-	AB+
AB+	●	●	●	●	●	●	●	●
AB-	●		●		●		●	
A+	●	●			●	●		
A-	●				●			
B+	●	●	●	●				
B-	●		●					
O+	●	●						
O-	●							



O-

A-

A-

B-

B-

A+

A+

B+

B<sub>+</sub>

AB<sub>+</sub>

AB<sub>+</sub>

AB<sub>-</sub>

# AB-

## How to use flashcards – Blood Cells:

### Game 1 - Identify

- 1) Shuffle Red Blood Cell Cards
- 2) Place a RBC on the table
- 3) Determine the blood type
- 4) Match the blood type letter card (previous deck) next to it
- 5) Answer key provided – last slide

## How to use flashcards – Blood Cells:

### Game 2 - Donate

- 1) Make 1 set of RBC cards per player
- 2) Shuffle each pile
- 3) Place one card down from each pile
- 4) What are the blood types?
- 5) Who can donate to the other?

## How to use flashcards – Blood Cells:

### Game 3 - Memory

- 1) Using 1 set of RBC cards
- 2) Shuffle cards
- 3) Place all the cards upside down
- 4) Pick a card, can you find the match?
- 5) If it matches, can you name it?
- 6) If correct, keep it, if not, place back

## How to use flashcards – Blood Cells:



### Game 4 - Timed Matching

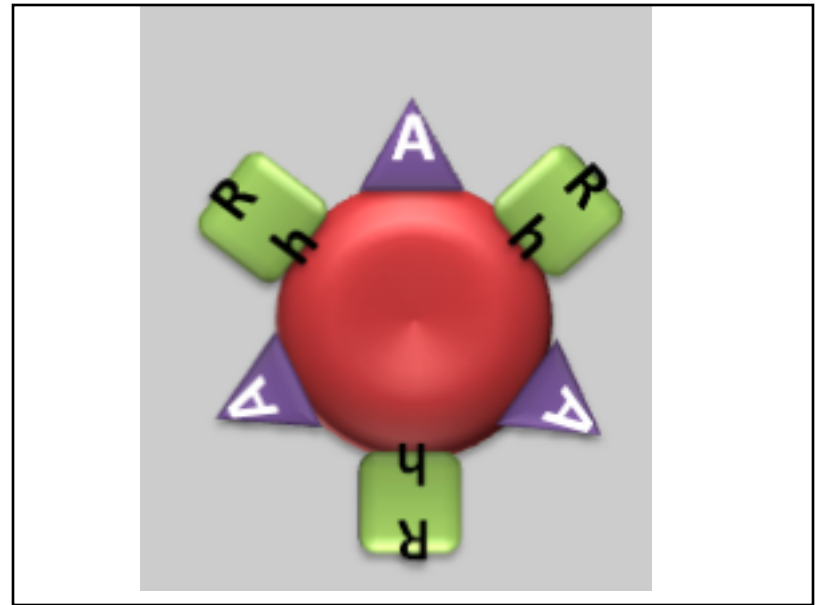
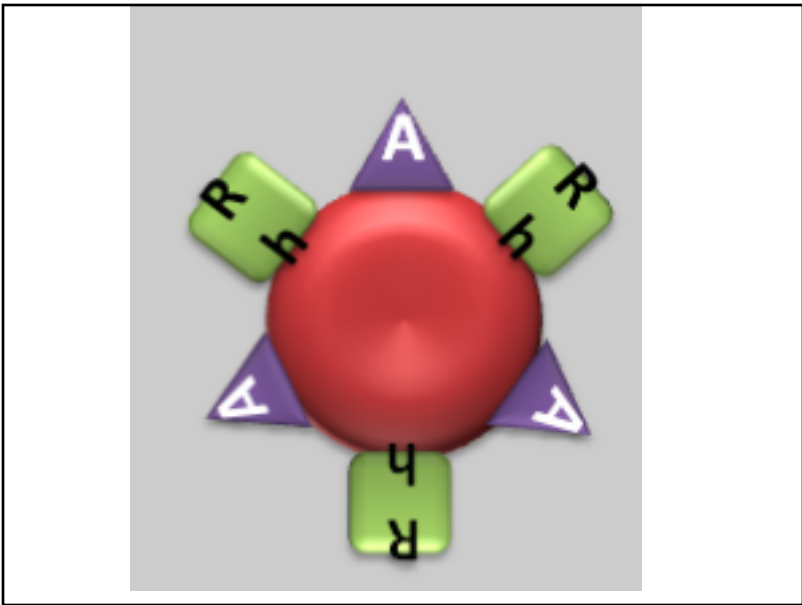
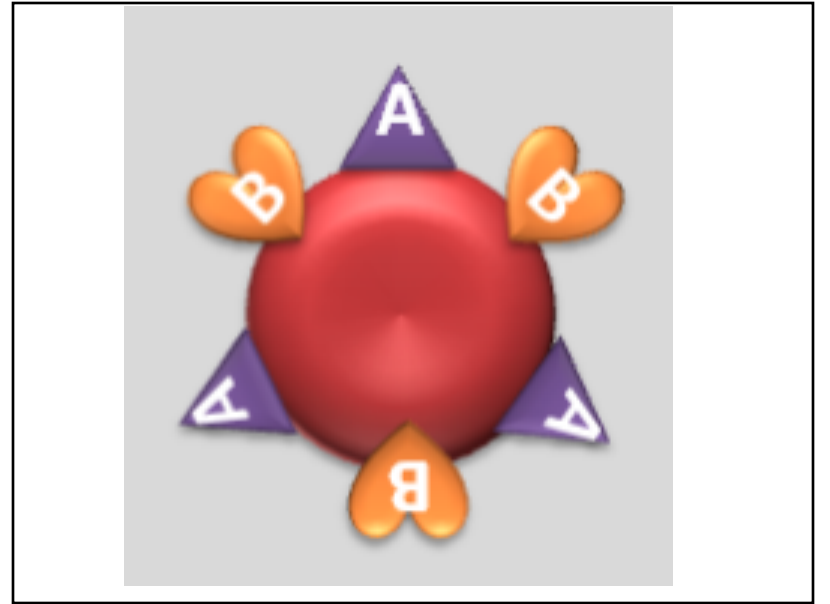
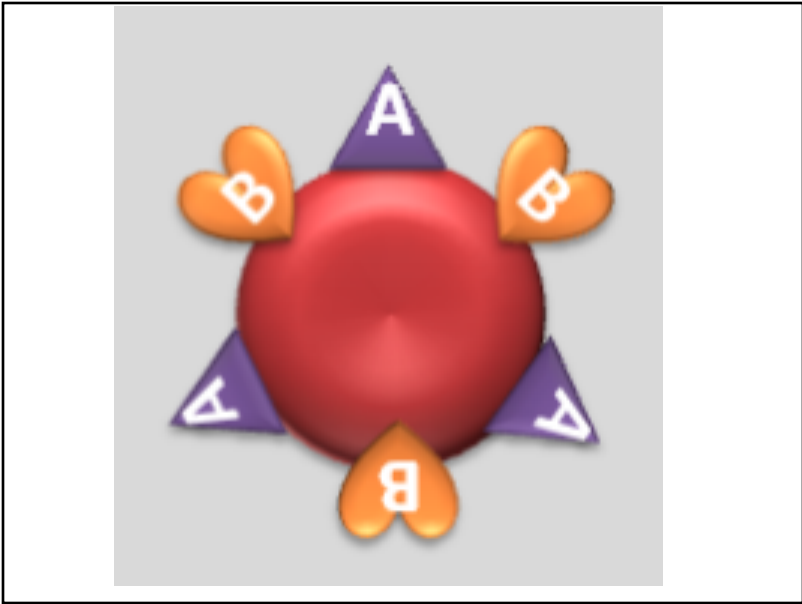
- 1) Make 1 set of RBC cards
- 2) Shuffle each pile
- 3) Place all the RBC cards face up in front of you
- 4) Using the Blood type cards (previous deck) place the blood type on top of the matching RBC
- 5) Were you correct? How fast were you?

## How to use flashcards:

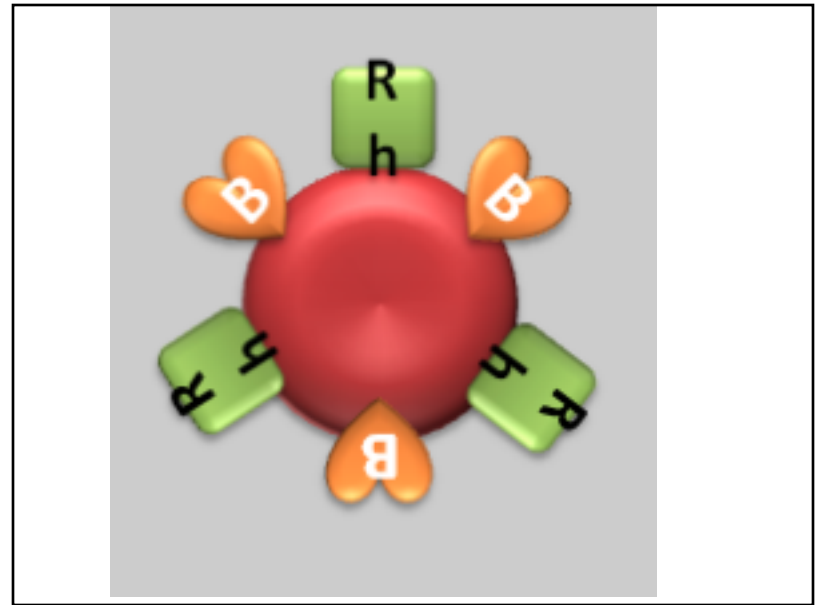
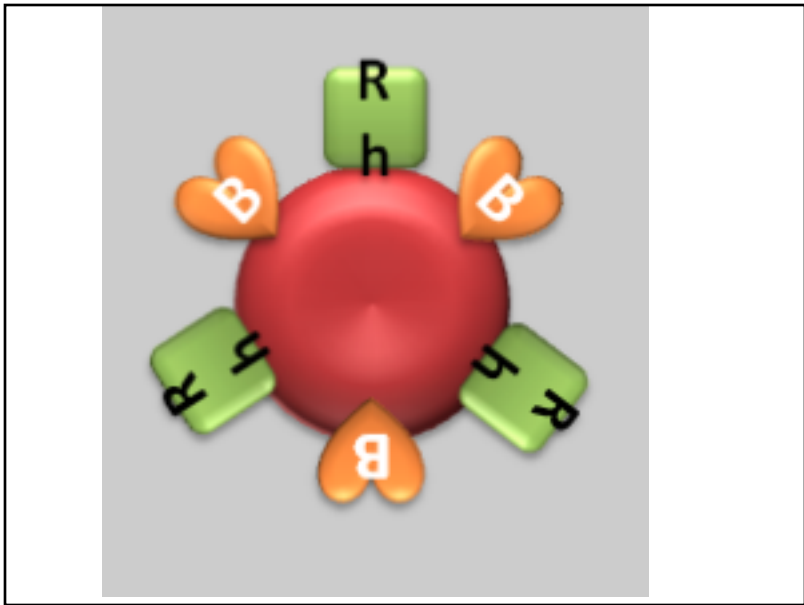
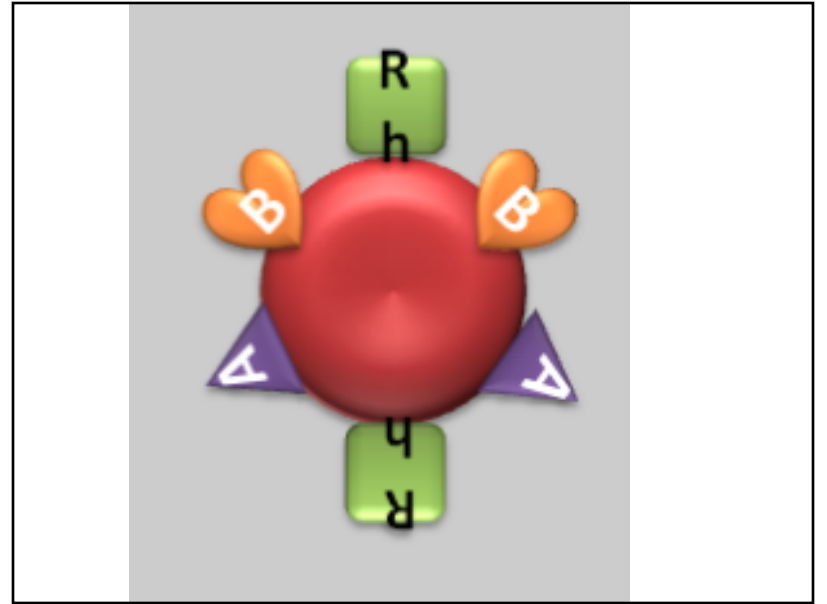
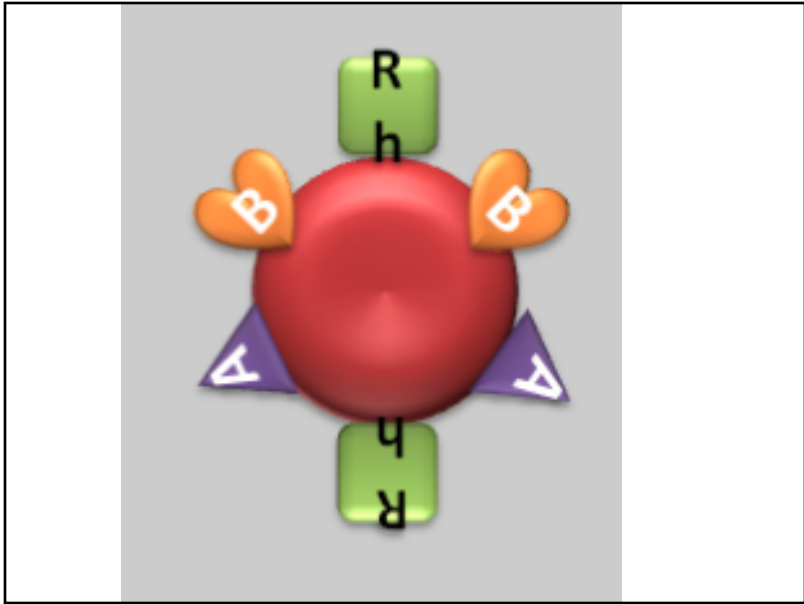
### Game 5



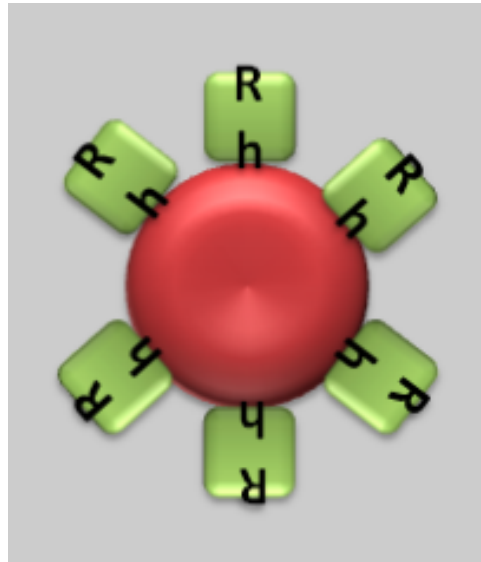
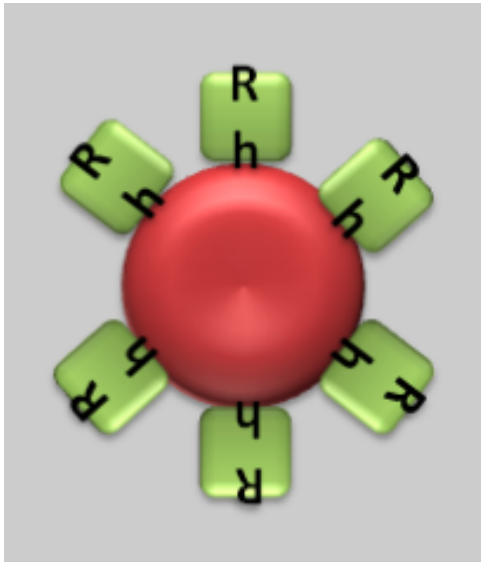
Create your own game, have fun!








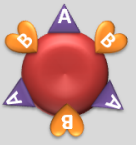
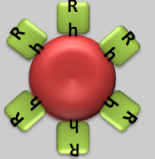
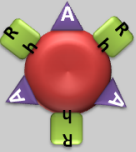
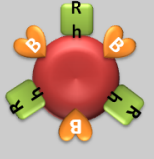










<b>O-</b> 	<b>A-</b> 	<b>B-</b> 	<b>AB-</b> 
<b>O+</b> 	<b>A+</b> 	<b>B+</b> 	<b>AB+</b> 