

# Cup Stacking Challenge

Liz LaRosa [www.middleschoolscience.com](http://www.middleschoolscience.com) 2015

## Objectives

- to work together as a team towards a common goal
- to improve verbal and nonverbal communication skills
- to explore and implement various problem solving techniques

# Materials


Per group of 3-4 students

- 6 cups
- 1 rubber band
- 4-6 pieces of string of equal length

# Rules

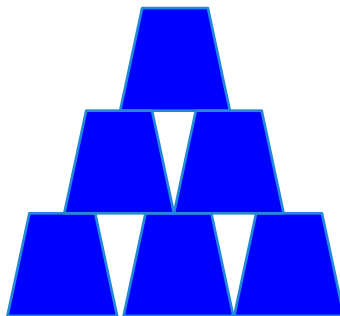
1. All group members must participate for each challenge
2. Only the rubber band can touch or move the cups
3. If the directions for each challenge are not followed correctly, groups will have to re-start that challenge
4. You will have 3 minutes to preview the challenges and make a plan with your group
5. You will then have \_\_\_\_\_ minutes to complete all 6 challenges
6. Have each challenge checked by me before continuing to the next challenge
7. Good luck!

## Challenge # 1




Directions: Each member may use 2 hands to control their string and use verbal communication

## Challenge # 2



Directions: Each member may use 2 hands to control their string and use verbal communication

## Challenge # 3




Directions: Each member may use 2 hands to control their string and use verbal communication

## Challenge # 4

Directions:


Each member must use only 1 hand to control their string (the other hand is behind your back), but NO verbal communication is allowed



## Challenge # 5

Directions:

Each member must use only 1 hand to control their string (the other hand is behind your back), but NO verbal communication is allowed



## Challenge # 6

Directions:

Each member must use only 1 hand to control their string (the other hand is behind your back), but NO verbal communication is allowed

